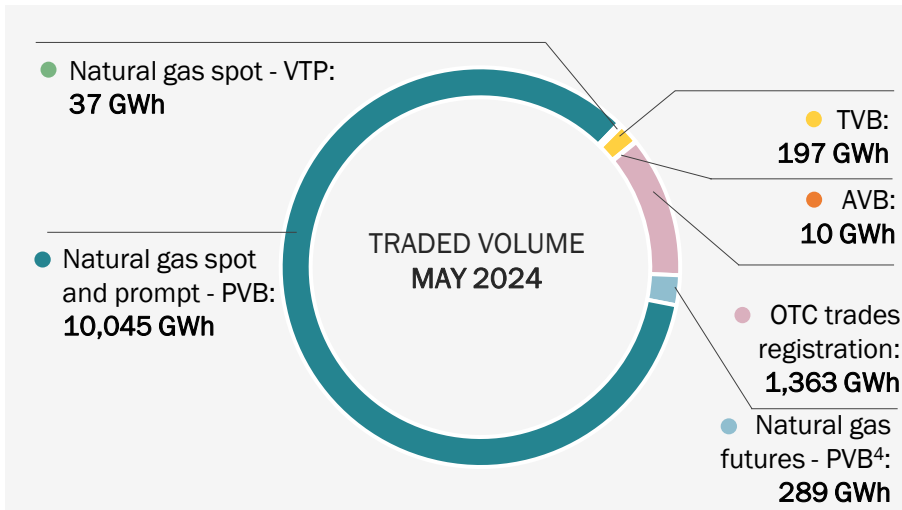
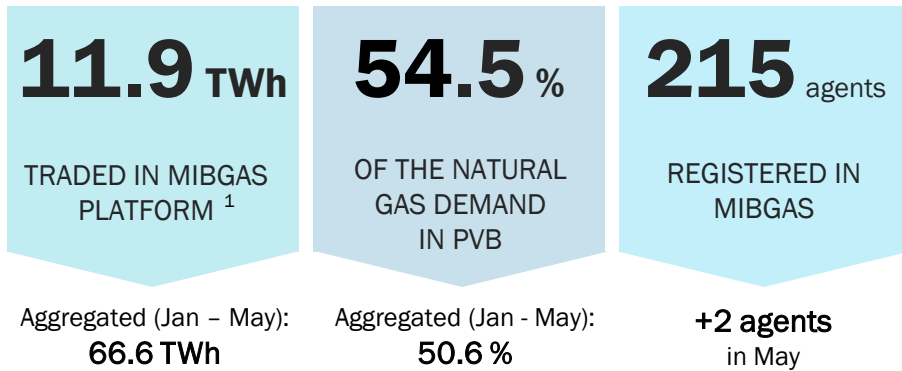


# MAY 2024

## MAIN ACTIVITY PARAMETERS OF THE ORGANISED GAS MARKET

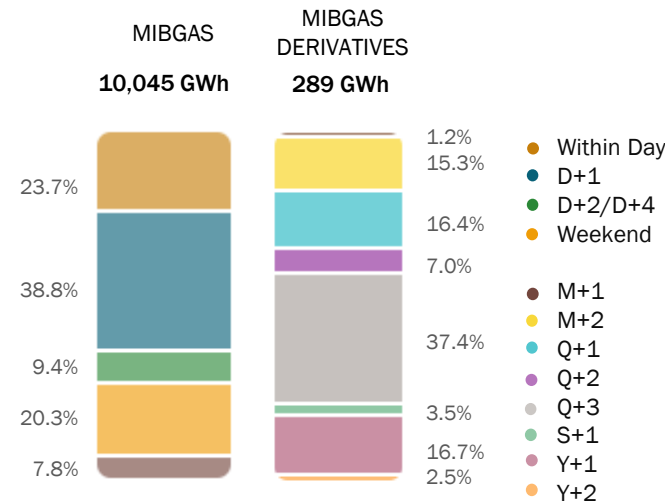


### SPOT AND PROMPT SEGMENT

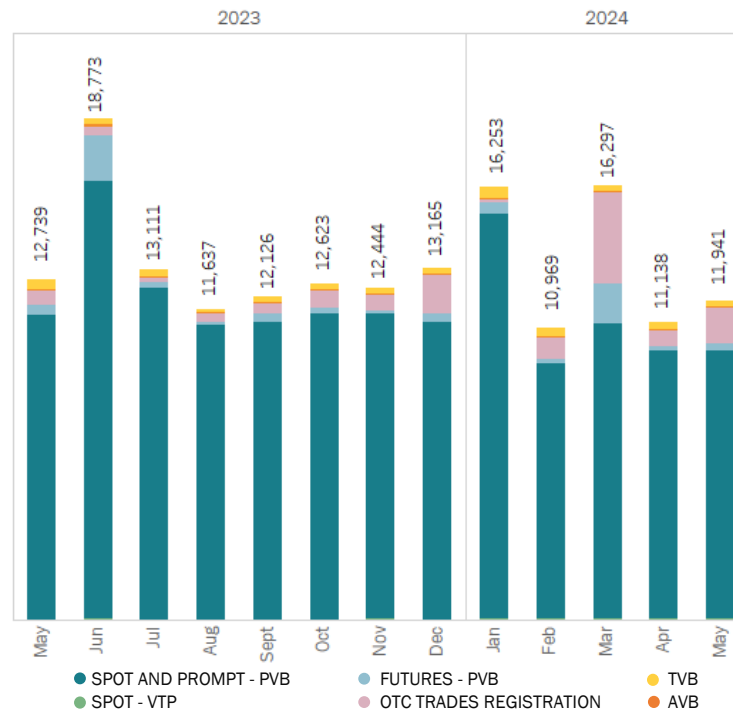
ACTIVE AGENTS <sup>2</sup>		HHI <sup>2</sup>	
BID: 120	ASK: 47	BID: 458	ASK: 1,023

<sup>1</sup> The traded volume includes all products and OTC trades registration.  
<sup>2</sup> Monthly average excluding weekends and bank holidays. HHI calculated considering only PVB.  
<sup>3</sup> Day Ahead product is the traded product delivered the following business day to its trading.  
<sup>4</sup> Volume traded in PVB, PVB-TTF and PVB-LPI futures products.  
 Volume traded with delivery in PVB is considered for the percentage of demand calculation.  
 Active agents: Agents that participate in the market sending offers.

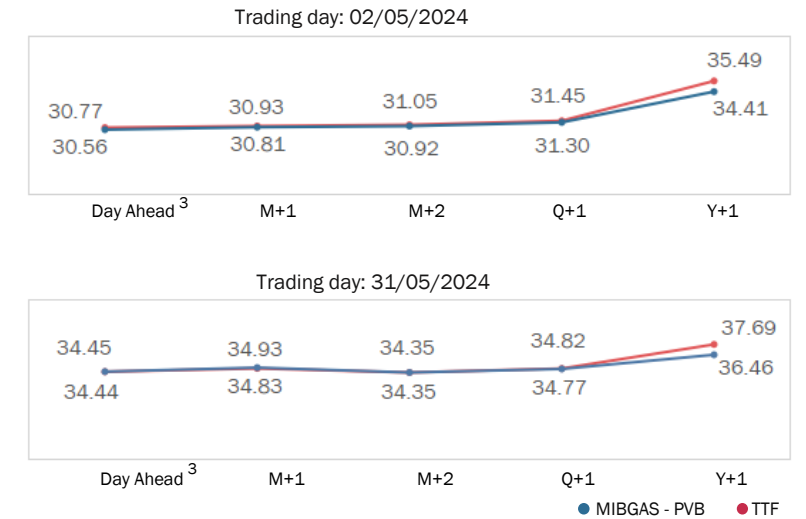
### VOLUME TRADED ON PVB <sup>4</sup>



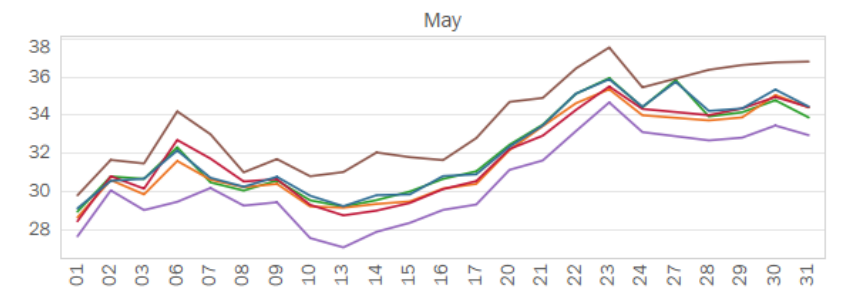
### TRADED VOLUME EVOLUTION (GWh)



### NATURAL GAS PRICES CURVE (€/MWh)



### EUROPEAN PRICES: DAY AHEAD PRODUCT<sup>3</sup> (€/MWh)



### EUROPEAN PRICES: M+1 PRODUCT (€/MWh)

