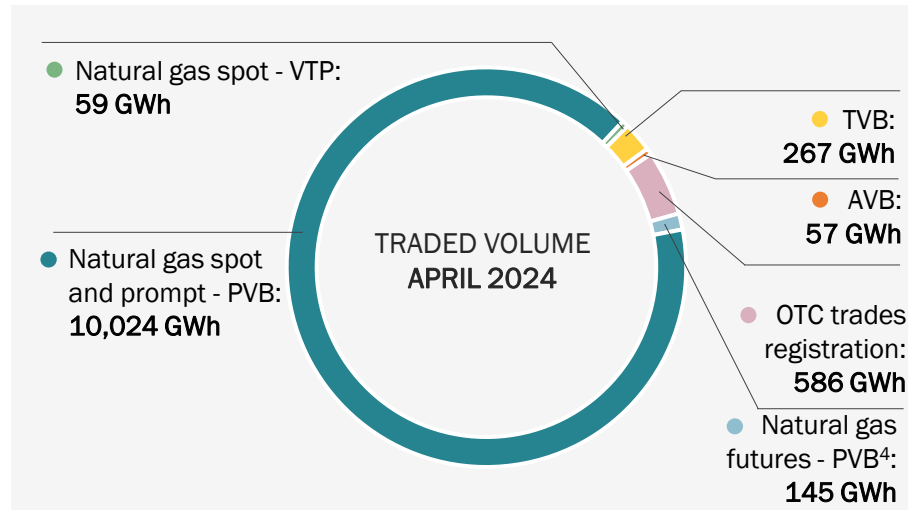
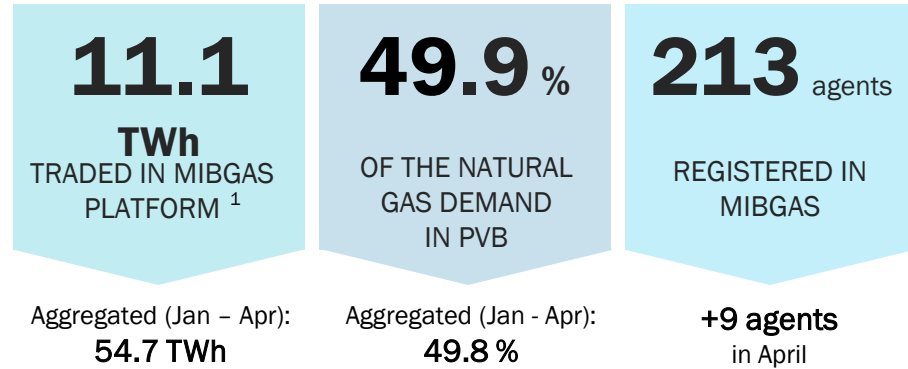


# APRIL 2024

## MAIN ACTIVITY PARAMETERS OF THE ORGANISED GAS MARKET



### SPOT AND PROMPT SEGMENT

ACTIVE AGENTS <sup>2</sup>		HHI <sup>2</sup>	
BID: 117	ASK: 49	BID: 499	ASK: 1,029

<sup>1</sup> The traded volume includes spot, prompt, futures, OTC trades registration, TVB spot and AVB spot products.

<sup>2</sup> Monthly average excluding weekends and bank holidays. HHI calculated considering only PVB.

<sup>3</sup> Day Ahead product is the traded product delivered the following business day to its trading.

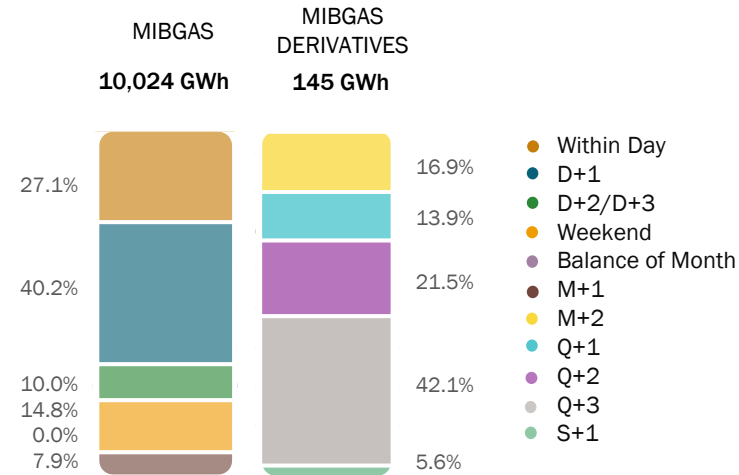
<sup>4</sup> Volume traded in PVB, PVB-TTF and PVB-LPI futures products.

Volume traded with delivery in PVB is considered for the percentage of demand calculation.

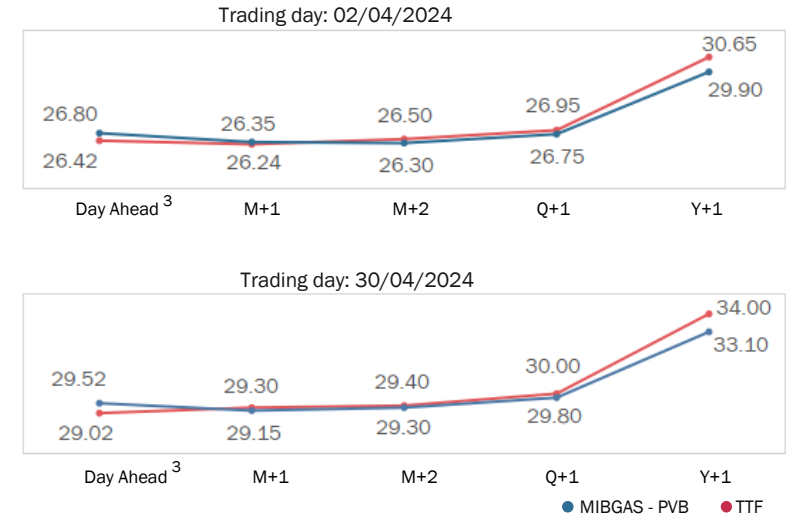
Active agents: Agents that participate in the market sending offers.

Sources: MIBGAS, Enagás, ICE, EEX. Own elaboration.

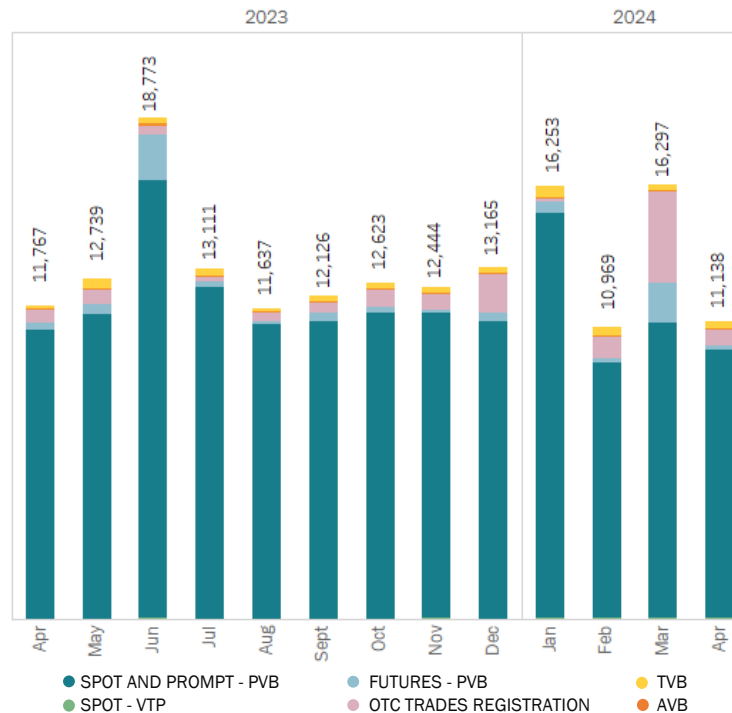
### VOLUME TRADED ON PVB <sup>4</sup>



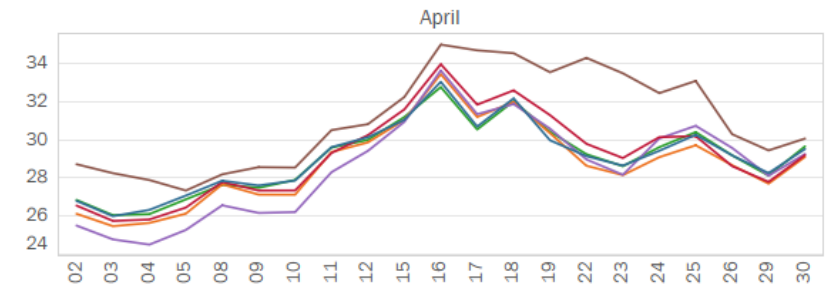
### NATURAL GAS PRICES CURVE (€/MWh)



### TRADED VOLUME EVOLUTION (GWh)



### EUROPEAN PRICES: DAY AHEAD PRODUCT<sup>3</sup> (€/MWh)



### EUROPEAN PRICES: M+1 PRODUCT (€/MWh)

